



Summary Feedback

ST1 – ST4 Teaching Programme 2024

FRCR 2B Practice Viva (Session 78) - DKT Masterclass Bone Lesions (3rd October 2024)

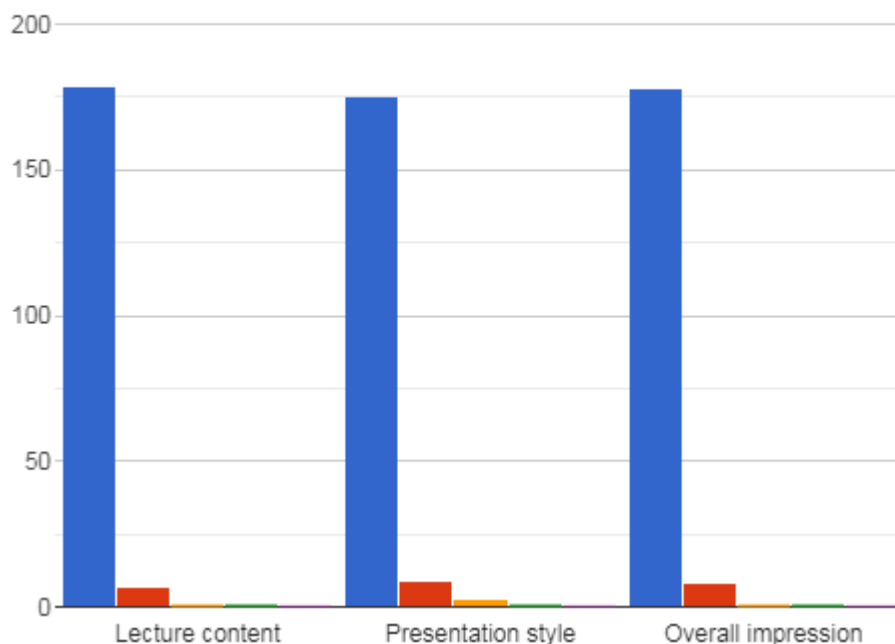
**Delivered By:
(Asad Rabbani Shah)**

Summary Points:

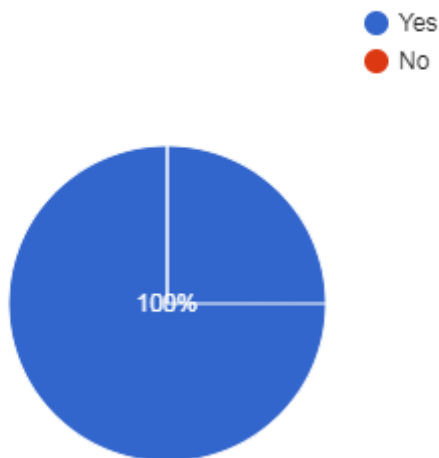
- ST1-ST4 teaching programme 2024 – FRCR 2B Practice Viva Session 78: 2 hours teaching time
- Total Attendees: 438 from 35 Countries (Algeria, Australia, Bangladesh, Botswana, Canada, Dominica, Egypt, Ghana, Hong Kong, India, Indonesia, Iraq, Jordan, Kenya, Kuwait, Libya, Malaysia, Maldives, Mauritius, Namibia, Nepal, Nigeria, Oman, Pakistan, Saudi Arabia, Singapore, South Africa, Sri Lanka, Sudan, Swaziland, Türkiye, UAE, UK, Yemen, Zambia, Zimbabwe).
- Total feedback received from 188 participants

Please rate the following aspects of the session

Excellent Very good Good Satisfactory
Poor



Did you find it useful
188 responses



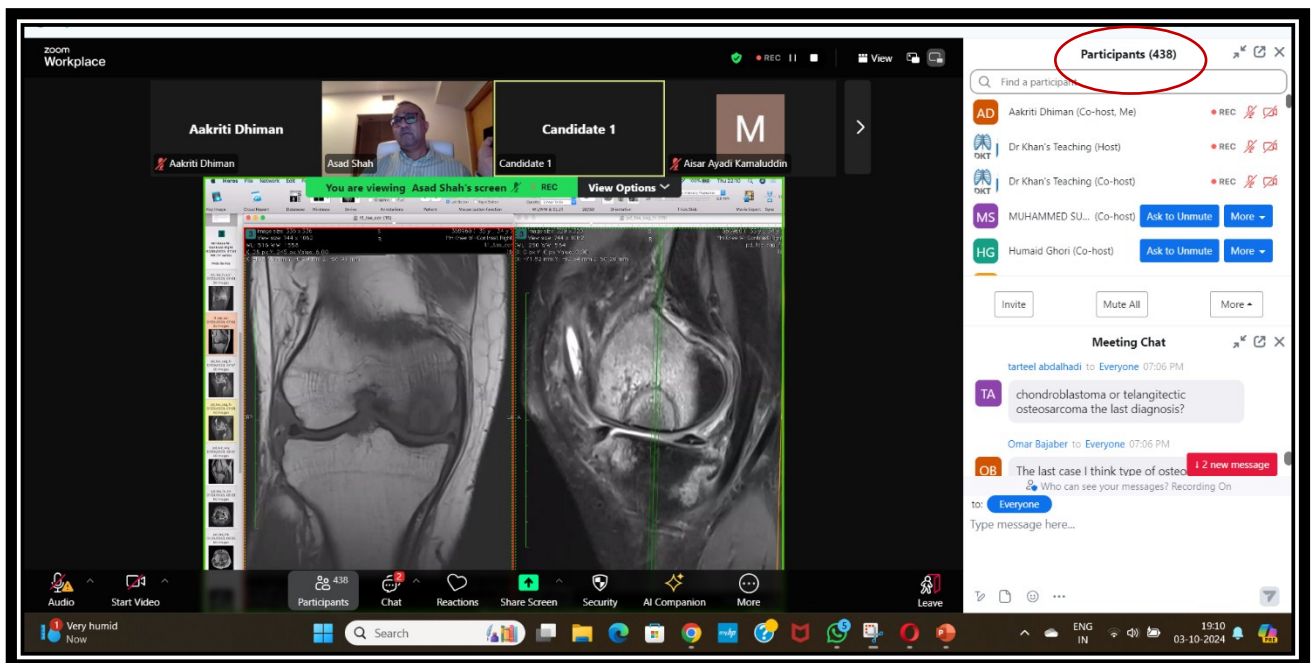
Testimonials

- Wonderful cases with outstanding teaching. The way he compared the CT and MRI with plain radiograph to show the anomalies was very beneficial (Algeria).
- Excellent session and fantastic cases shown by Dr Asad! (UK).
- It will improve my ability to think and put differentials for each lesion (Yemen).
- Really great lecture, wonderful cases. Thank you so much sir for bringing wonderful lecturers to us (Egypt).
- I am preparing for my 2B exam, I find no source better than DKT, Thank you very much Sir Khan and Team (Pakistan).
- The differences between parosteal and periosteal osteosarcoma, MRI appearance of periosteal osteosarcoma and to remember to look for soft tissue thickening on radiographs were useful (Yemen).
- Excellent comment from the presenter and response from the candidate (Iraq).
- Preparing for viva, seeing how people answer, and what sort of questions would be asked is useful, as is differential (UK).
- I liked the interesting cases with so much variety. The presenter is very patient (Malaysia).
- Excellent learning forum for radiology residents (Pakistan).
- Very interesting cases and informative discussion (Egypt).
- The teaching and the presentation by the candidates was useful (Nigeria).
- Excellent cases and teaching session (India).
- All the sessions were nice and brain storming (Egypt).
- Excellent session by Dr Asad Shah, very nicely explained exam cases (Pakistan).
- Amazing cases (Iraq).
- Interesting cases (Oman).
- Excellent cases (India).
- I liked the exam cases, bone lesions and appropriate differentials with viva questions related to that (Pakistan).
- Nice cases by Dr. Asad (Maldives).

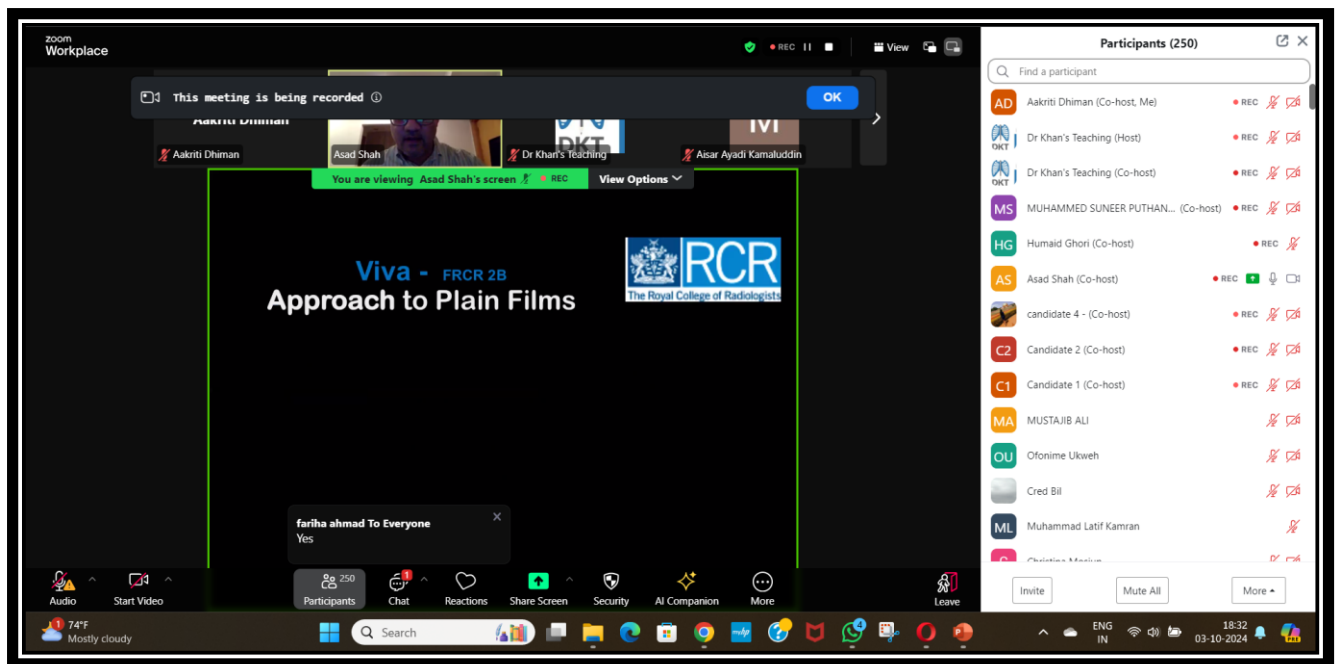
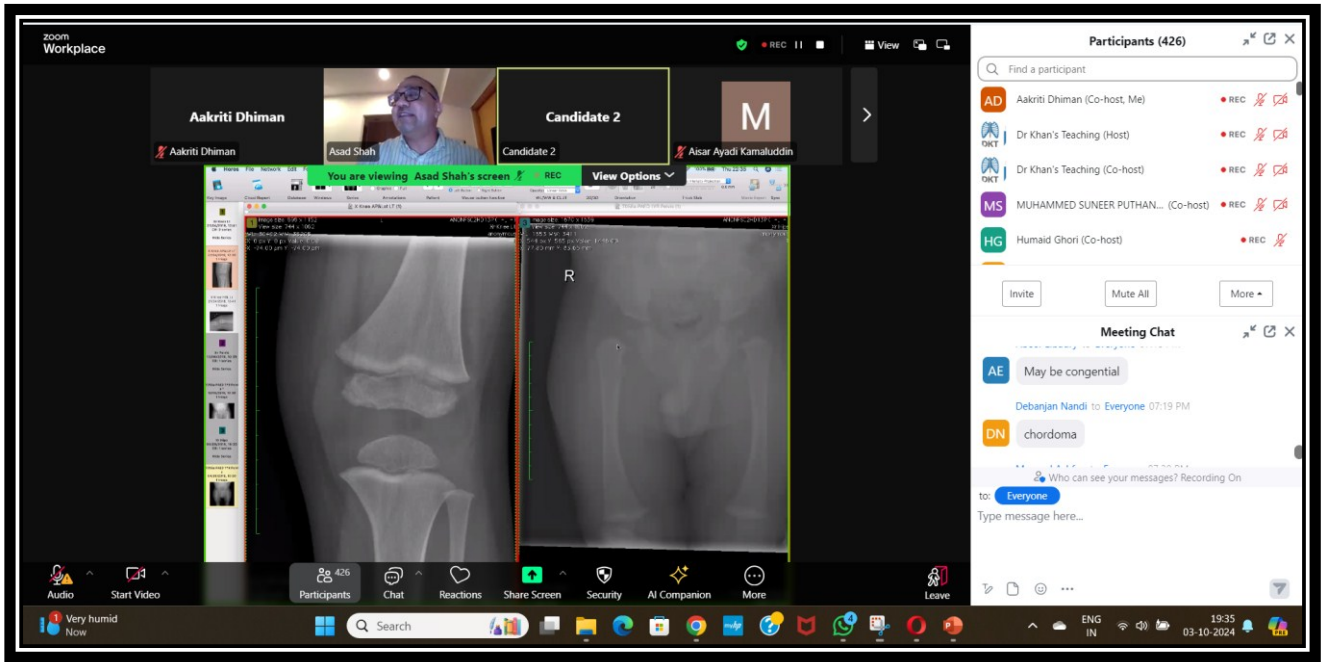
- Pertinent to my practice (UAE).
- Way of explanation and elaboration was most useful (UAE).
- I liked the teaching and cases (Saudi Arabia).
- Very nice cases (UAE).
- All cases and teaching points were useful (Oman).
- Nice session (Iraq).
- I liked the different types of cases (UK).
- Explanation by teacher of each case was most useful (Pakistan).
- Amazing cases and teaching (Pakistan).
- It was perfect (UAE).
- Cases and wonderful explanation was useful (Egypt).
- Very good cases and teaching (Pakistan).
- Subtle lesions on X-ray and pediatric images were useful (UK).
- Good cases (Türkiye).
- Excellent cases (India).
- All of it was useful & highly valuable, brain storming cases (Egypt).
- The speaker was very good. Explained things beautifully (Pakistan).
- Challenging cases were most useful (Kuwait).
- Very organised lecture (UK).
- Brilliant case discussion (Pakistan).
- I liked the kind of cases and the way they were clearly explained (Pakistan).
- Explanation by the moderator was useful (UK).
- Excellent cases and excellent teaching (Pakistan).
- Brilliant case collection (UK).
- Very nice cases with subtle findings (Pakistan).
- Good presentation (UK).
- Conceptual teaching and nice cases (UK).
- Very interesting and informative session (Sri Lanka).
- The teaching points and the cases are very nice (UK).
- Variety of cases with unexpected biopsy results was most useful (UAE).
- Very useful session (UK).
- Nice pictures (Iraq).
- Multimodality appearances of the bone tumors was most useful. Wonderful cases (Pakistan).
- Nice cases (Sri Lanka).
- Always an amazing session (Nigeria).
- Very informative (Yemen).
- Very helpful (Oman).
- Very useful session (UK).
- Brilliant as usual (UAE).
- Informative session (Saudi Arabia).
- Excellent discussion of cases (UK).
- Excellent and very helpful class (Pakistan).
- It was excellent (UAE).
- It is interesting session (Yemen).

FRCR 2B Practice Viva (Session 78) - DKT Masterclass: Bone Lesions

- Brilliant session as always (Pakistan).
- Excellent delivery (Australia).
- 10/10 (Pakistan).
- Very good teaching (UK).
- Very educative (UK).
- Excellent sessions with great cases (Nigeria).
- Excellent lecture (UAE).
- Good, thank you! (UK).
- Woow (Egypt).
- Very illuminating (Nigeria).
- Very informative talk (Sudan).
- Excellent teaching session (Algeria).
- More than excellent, appreciated (Sudan).
- Excellent teaching session with very difficult cases (Saudi Arabia).
- Very useful and practical cases. If feasible kindly do organize pre-recorded sessions of these Thursday lectures/viva sessions at some other time as timings are not very feasible for us and such wonderful sessions are missed due to that (Pakistan).



FRCR 2B Practice Viva (Session 78) - DKT Masterclass: Bone Lesions



====XX=====XX=====